

NOTIFI™ ACCOUNT ALERTS

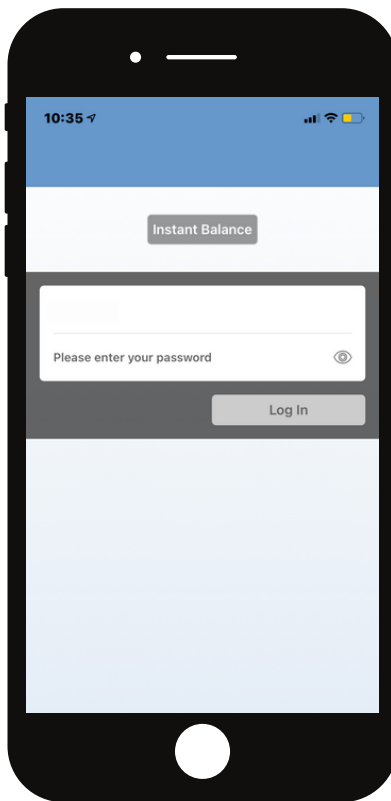
You can now receive
real-time push notifications
that actually matter!

Getting started with Notifi

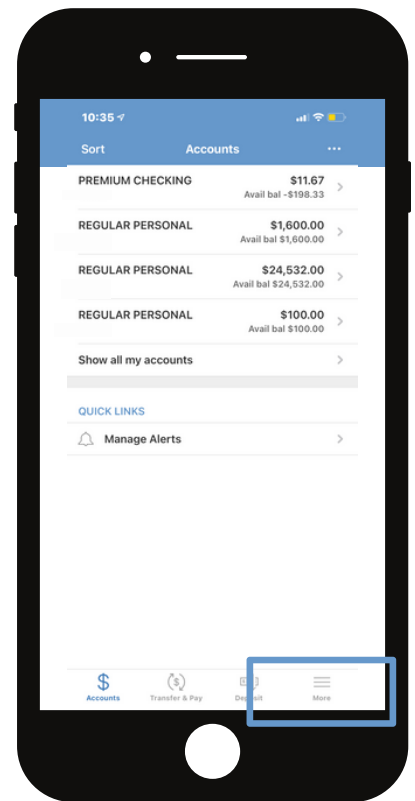


Enrollment Cheat Sheet

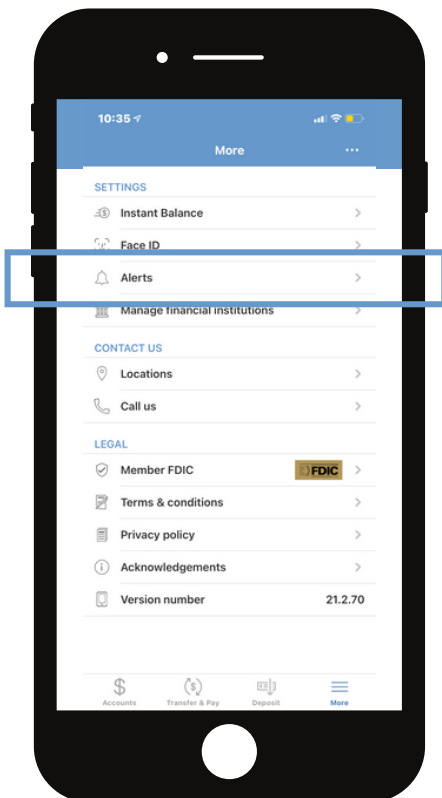
Screenshots are for illustrative purposes only.
Exact functionality may vary



Log in to your Touch Banking
app using your User ID and
password, or biometric login.



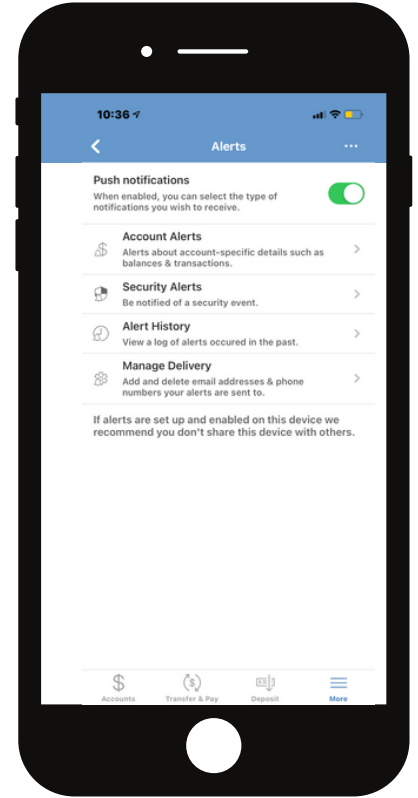
After logging in, you will be brought
to your account overview page. To
enable Notifi, tap on the “More”
button at the bottom right of the
screen.



Under settings, tap on the
“Alerts” tab.



To enable push notifications,
toggle the switch.



The green toggle indicates that this
feature is enabled. You can customize
alerts by selecting “Account Alerts”,
“Security Alerts” or “Scheduled Alerts”.
You can also manage your delivery by
selecting “Manage delivery”.